



# THE HISTORIAN'S KNIFE

## History Tools for the Curious Mind

*User Manual & Onboarding Guide*

Field: The Weird & Wonderful · Knife 31 of 50 · Offline.Ltd

<b>6</b> CORE TOOLS	<b>3</b> ENCHANTMENTS	 100% OFFLINE	 FREE UPDATES
------------------------	--------------------------	--	---

This manual covers every tool, input, output, keyboard shortcut, and feature of The Historian's Knife — a single-file, offline HTML toolkit for historians, genealogists, and lovers of the past. Includes the three v2.0 enchantments: Chrono-Weave Timeline, Quill of Insight, and Parchment Forge.

Version 2.0 · For use with `the_historians_knife.html`

# Table of Contents

---

## 1 Getting Started

*System requirements, first launch, the welcome screen*

## 2 Interface Overview

*Header, tab bar, content area, tooltips, footer*

## 3 Saving & File Management

*Auto-save, export, import, per-tool files*

## 4 Calendar Converter

*Gregorian, Julian, Hebrew, Islamic conversions*

## 5 Roman Numeral Converter

*Arabic ↔ Roman, vinculum for large numbers*

## 6 Ancient Numeral Visualiser

*Egyptian, Babylonian, Greek, Chinese, Mayan*

## 7 Regnal Year Calculator

*English, French, Roman, Papal rulers by year*

## 8 Genealogy Soundex

*American and Daitch-Mokotoff surname matching*

## 9 Chrono-Weave Timeline

*Pin dates, auto-enrich, print as scroll*

## 10 Quill of Insight

*Scholarly notes, Spark engine, cross-references*

## 11 Parchment Forge

*Medieval manuscript export, wax-seal QR*

## 12 Keyboard Shortcuts

*Every shortcut in one place*

## 13 Troubleshooting

*Common issues and solutions*

## 14 Accuracy & Limitations

*What to trust, what to verify*

## 15 Glossary

*Key terms and definitions*

# 1. Getting Started

The Historian's Knife is a single HTML file. No installation, no account, no internet connection required. Open it in any modern web browser and start working immediately.


## SYSTEM REQUIREMENTS

BROWSER	VERSION	NOTES
Chrome / Chromium	90+	Full support, recommended
Firefox	88+	Full support
Safari	14+	Full support on macOS and iOS
Edge	90+	Full support (Chromium-based)
Mobile browsers	Any modern	Responsive layout, touch-friendly

## HOW TO OPEN

Double-click `the_historians_knife.html` on your computer. It opens in your default browser. That's it. No server, no build step, no dependencies.

## THE WELCOME SCREEN

On first launch, a modal explains that your work is saved automatically in the browser (via `localStorage`). Use the  Files tab to export a state file. The welcome screen appears once; dismiss it with "Got it — open the knife".

### PRO TIP

E-mail the HTML file to your webmail. It will always be waiting on any computer — works offline among the manuscripts, in libraries, archives, or museums.

## 2. Interface Overview

---

The interface follows a consistent layout: a branded header bar, a horizontal tab bar for navigation, a scrollable content area, and a footer with a disclaimer.

### THE HEADER

The header displays the \ brand mark (a red backslash, the Offline.Ltd logo), the product name, the field category, and the knife number. On the right, the crimson ■ Forge button opens the Parchment Forge overlay.

### THE TAB BAR

Six tool tabs plus two system tabs. The active tab is highlighted with a crimson underline. Tool tabs: Calendar Converter, Roman Numerals, Ancient Numerals, Regnal Years, Genealogy Soundex, ■ Timeline. System tabs: ■ Files, ? Help.

### THE CONTENT AREA

Each tab displays its tool panel. Inputs are at the top, outputs below. Most tools include reference tables and scholarly notes. A small ■ tooltip icon appears next to fields that need explanation.

### THE FOOTER

A disclaimer bar reminds users to verify against primary sources for scholarly work. The version number appears on the right.

## 3. Saving & File Management

All data is saved automatically to your browser's localStorage every 15 seconds. No data ever leaves your machine. To preserve your work across browsers or devices, use the export/import system in the ■ Files tab.

### EXPORTING STATE

1. Switch to the ■ Files tab.
2. Click **Export All** ↓.
3. A JSON file is downloaded: `historian.knife.state_YYYY-MM-DD.json`.
4. Keep this file alongside your HTML knife file.

### IMPORTING STATE

1. Switch to the ■ Files tab.
2. Click **Import All** ↑ and select a JSON state file.
3. All tool data is restored.

#### ⚠ CAUTION

Importing a state file overwrites all current tool data. Export first if you have unsaved work.

### PER-TOOL EXPORT

Individual tools can be exported and imported separately from the Files tab. Each tool has its own Export ↓ and Import ↑ buttons.

### CLEARING DATA

The **Clear All Data** button permanently removes all saved data for this knife from localStorage. A confirmation dialog prevents accidental deletion.

#### 📌 PRO TIP

Name your state files by project or research topic:  
`historian.knife.state_tudor_research.json`. Swap between projects by importing different files.

## 4. Calendar Converter

Tab: Calendar Converter · Shortcut: Ctrl+1

Converts dates between four calendar systems: Gregorian, Julian, Hebrew, and Islamic. Displays the Julian Day Number and day-of-week for any date.

### INPUTS

FIELD	DESCRIPTION
Input Calendar	Select Gregorian, Julian, Hebrew, or Islamic
Year	Year number (negative for BC in Julian/Gregorian)
Month	Month number (Hebrew: 7=Tishrei starts civil year)
Day	Day of month

### OUTPUTS

FIELD	DESCRIPTION
Julian Day Number	Continuous day count used by astronomers and historians
Day of Week	Calculated from Julian Day
Gregorian Date	Standard modern calendar date
Julian Date	Old Style date (pre-Gregorian reform)
Hebrew Date	Anno Mundi (AM) reckoning
Islamic Date	Hijri (AH) tabular/arithmic method

### COMMON DIFFICULTIES

PROBLEM	CAUSE & SOLUTION
Date seems wrong by 10+ days	Pre-1582 dates: the Julian calendar was in use. Switch input mode to Julian.
Hebrew month numbering confusing	The civil year starts at month 7 (Tishrei). Nisan (month 1) starts the religious year.
Islamic date off by 1–2 days	The tabular method is arithmetic. Actual observed Hijri dates depend on moon sighting.

#### PRO TIP

George Washington was born Feb 11, 1731 Old Style = Feb 22, 1732 New Style. Use the Julian input mode for pre-1752 English dates.

# 5. Roman Numeral Converter

Tab: Roman Numerals · Shortcut: Ctrl+2

Converts between Arabic numbers and Roman numerals (1–3,999,999). Uses standard subtractive notation and vinculum (overline = ×1000) for numbers above 3,999.

## INPUTS

FIELD	DESCRIPTION
Mode	Number → Roman or Roman → Number
Number	Arabic number 1–3,999,999 (in Number→Roman mode)
Roman numeral	Roman numeral string (in Roman→Number mode)

## REFERENCE

SYMBOL	VALUE	LATIN
I	1	unus
V	5	quinque
X	10	decem
L	50	quingenta
C	100	centum
D	500	quingenti
M	1,000	mille

### PRO TIP

Roman numerals still appear on clock faces, legal documents, building cornerstones, and film credits.

## 6. Ancient Numeral Visualiser

Tab: Ancient Numerals · Shortcut: Ctrl+3

Enter any number from 1 to 9,999 and see it rendered in six ancient numeral systems: Roman, Egyptian hieroglyphic, Babylonian sexagesimal, Greek Attic, Chinese, and Mayan.

### NUMERAL SYSTEMS

SYSTEM	BASE	ERA	REGION
Roman	Additive	c. 500 BC	Rome
Egyptian	Base 10	c. 3000 BC	Egypt
Babylonian	Base 60	c. 2000 BC	Mesopotamia
Greek Attic	Additive	c. 600 BC	Greece
Chinese	Base 10	c. 300 BC	China
Mayan	Base 20	c. 400 BC	Mesoamerica

#### PRO TIP

The Mayan system was one of the earliest to use a true zero — centuries before it appeared in the Old World.

# 7. Regnal Year Calculator

Tab: Regnal Years · Shortcut: Ctrl+4

Given a year, finds which ruler was in power. Covers four dynasty/system lists: English monarchs (1066–present), French monarchs (987–1870), Roman emperors (27 BC–476 AD), and Popes.

## INPUTS

FIELD	DESCRIPTION
Dynasty / System	English, French, Roman, or Popes
Year (CE)	The year to look up (negative for BC)

## OUTPUTS

FIELD	DESCRIPTION
Ruler name	The monarch/emperor/pope who ruled that year
Reign span	Start and end years of the reign
Regnal year	The nth year of that ruler's reign

### PRO TIP

English legal documents were dated by regnal year until 1963. "1 Eliz. 2" means the first year of Elizabeth II's reign.

## 8. Genealogy Soundex

Tab: Genealogy Soundex · Shortcut: Ctrl+5

Computes Soundex codes for surname matching in genealogical research. Supports two algorithms: American Soundex (U.S. Census standard) and Daitch-Mokotoff (for Slavic and Yiddish surnames).

### INPUTS

FIELD	DESCRIPTION
Algorithm	American Soundex or Daitch-Mokotoff
Surname	The primary surname to encode
Compare with	Optional second surname for match testing

### AMERICAN SOUNDINDEX CODING

CODE	LETTERS
1	B, F, P, V
2	C, G, J, K, Q, S, X, Z
3	D, T
4	L
5	M, N
6	R
—	A, E, I, O, U, H, W, Y (not coded)

#### PRO TIP

Census enumerators often misspelled names. Soundex lets you find "Shmidt", "Schmidt", and "Smith" together.

## 9. Chrono-Weave Timeline

Tab:  Timeline · Shortcut: Ctrl+6

Pin any year onto a horizontal parchment-style timeline. Each pin is automatically enriched with data from the other tools: the regnal ruler, Roman numeral year, Julian Day Number, and day-of-week. Overlapping pins alternate position for readability.

### INPUTS

FIELD	DESCRIPTION
Year	CE year (negative for BC)
Label	Optional descriptive label (max 60 characters)
+ Pin Date	Add the year to the timeline
Weave from Calendar	Pull the current Calendar Converter date as a pin

### OUTPUTS

FIELD	DESCRIPTION
Pin card	Year, label, ruler, Roman numeral, JD, day-of-week
Nexus badge	Count of tools that contributed data to this pin

#### PRO TIP

Pin a sequence of dates, then use "Print as Scroll" to produce a gorgeous printable timeline. Or use the Forge to render the whole thing as an illuminated manuscript page.

## 10. Quill of Insight

---

Every tool header has a ■ quill icon. Click it to open a note panel where you can attach private scholarly notes to any tool's output. Notes are saved in localStorage and travel with your JSON exports.

### SPARK ENGINE

Click the ■ Spark button inside any Quill panel. The knife runs a built-in rules engine that cross-references your note text and current tool state against ~200 hardcoded historical facts. Matching insights appear as "sparks" below your note — no internet required.

### SEARCH INTEGRATION

All Quill notes are indexed in the Help tab search bar. Search for any keyword to find notes across all tools.

#### ■ PRO TIP

Write "Battle of Hastings?" in a Quill note on the Regnal tool, hit Spark, and watch the knife light up connections to 1066, William I, and the Norman Conquest.

# 11. Parchment Forge

The crimson ■ Forge button in the header opens a full-screen overlay that renders your entire knife state as a simulated medieval manuscript page.

## MANUSCRIPT FEATURES

FEATURE	DESCRIPTION
Parchment texture	Aged background with noise filter and gradient overlays
Illuminated drop-cap	Decorative first letter in crimson
Latin headers	CALENDARIUM, NUMERUS ROMANUS, REGNUM, etc.
Calendar cards	All four calendar systems with JD and day-of-week
Numeral displays	All six ancient numeral systems side by side
Regnal details	Ruler name, reign, and regnal year
Soundex results	Codes and match status
Timeline pins	All pinned dates with cross-tool annotations
Scholar's notes	Your Quill notes rendered as NOTAE SCHOLARIS
Wax seal	Visual QR pattern encoding your knife state

## PRINTING & SHARING

The Forge page is print-optimised with dedicated CSS. Click ■ Print / PDF to produce a high-quality A4/Letter output. The manuscript makes a stunning handout, personal archive page, or gift for a fellow historian.

### PRO TIP

Forge a page after a research session. Scan the wax-seal QR pattern on any device to import the knife state. Your research travels with you.

## 12. Keyboard Shortcuts

---

Ctrl + 1	Calendar Converter
Ctrl + 2	Roman Numerals
Ctrl + 3	Ancient Numerals
Ctrl + 4	Regnal Years
Ctrl + 5	Genealogy Soundex
Ctrl + 6	Chrono-Weave Timeline
Ctrl + S	Export state file
Ctrl + H	Help tab
Ctrl + F	Parchment Forge
Esc	Close modal / Forge overlay

## 13. Troubleshooting

---

### Nothing happens when I open the file

Make sure JavaScript is enabled in your browser. The knife is a single HTML file that requires JavaScript to run. Some corporate firewalls or browser extensions (like NoScript) may block local JavaScript execution.

### My data disappeared

Data is stored in localStorage, which is specific to the browser and domain. If you cleared your browser data, switched browsers, or opened the file from a different folder path, the data may not carry over. Use Export All to save state files.

### Calendar conversion seems wrong

Verify you are using the correct input calendar. Pre-1582 dates in most countries were Julian, not Gregorian. English dates before 1752 should use Julian mode.

### Tabs are cut off on mobile

Swipe horizontally on the tab bar to reveal all tabs. The bar is scrollable.

### Import file rejected

The knife validates that the "knife" field in the JSON matches "historian". Files from other knives will be rejected. Also check that the file is valid JSON.

### Forge overlay is blank

Make sure at least one tool has data entered. The Forge renders whatever state is currently active across all tools.

### Print as Scroll opens a blank window

Allow pop-ups for the file. The scroll opens in a new window for printing.

## 14. Accuracy & Limitations

TOOL	TYPICAL ACCURACY	NOTES
Calendar Converter	Exact (algorithmic)	Hebrew: Maimonides algorithm, $\pm 1$ day in edge cases. Islamic: tabular method, $\pm 1-2$ days from observed.
Roman Numerals	Exact	Standard subtractive notation with vinculum.
Ancient Numerals	Representational	Simplified renderings for display. Not full scholarly transliteration.
Regnal Years	Scholarly consensus	Disputed successions and co-regencies exist. Dates are approximate for some early rulers.
Soundex	Exact (algorithmic)	American Soundex: NARA standard. Daitch-Mokotoff: simplified single-path variant.
Timeline	Derived from above tools	Accuracy depends on the underlying tool data.
Spark Engine	Curated facts (~200)	Hardcoded knowledge base. Not exhaustive. Verify against primary sources.

### ⚠️ DISCLAIMER

This tool is offered "as is" for research and educational purposes. Calendar conversions use standard algorithms but may diverge from historical practice in edge cases. Regnal dates reflect scholarly consensus but disputed successions exist. **Not a substitute for primary source research.**

## 15. Glossary

---

<b>Anno Mundi (AM)</b>	"Year of the World" — the Hebrew calendar epoch, traditionally 3761 BC.
<b>Attic numerals</b>	The Greek acrophonic (Herodianic) numeral system used in ancient Athens.
<b>CE / BCE</b>	Common Era and Before Common Era — secular equivalents of AD and BC.
<b>Daitch-Mokotoff</b>	A Soundex variant designed for Eastern European and Yiddish surnames.
<b>Gregorian calendar</b>	The calendar introduced by Pope Gregory XIII in 1582, now the world standard.
<b>Hegira</b>	Muhammad's migration from Mecca to Medina in 622 CE; year 1 of the Islamic calendar.
<b>Interregnum</b>	A period without a ruling monarch, especially 1649–1660 in England.
<b>Julian calendar</b>	The calendar introduced by Julius Caesar in 46 BC; preceded the Gregorian.
<b>Julian Day (JD)</b>	A continuous day count from January 1, 4713 BC. Used in astronomy and history.
<b>localStorage</b>	A browser storage mechanism that persists data locally without a server.
<b>New Style (NS)</b>	Dates according to the Gregorian calendar after a country's reform.
<b>Old Style (OS)</b>	Dates according to the Julian calendar before a country adopted the Gregorian reform.
<b>Regnal year</b>	A year counted from the start of a monarch's reign (e.g. 1 Eliz. 2 = 1952–53).
<b>Sexagesimal</b>	Base-60 numeral system used by the Babylonians.
<b>Soundex</b>	An algorithm that encodes surnames by sound, grouping similar-sounding names.
<b>State file</b>	A JSON export of all your tool data, portable across devices.
<b>Tabular calendar</b>	An arithmetic Islamic calendar (as opposed to observation-based).
<b>Vinculum</b>	An overline on Roman numerals indicating multiplication by 1,000.
<b>Vigesimal</b>	Base-20 numeral system used by the Maya.

---

# THE HISTORIAN'S KNIFE

*Knife 31 of 50 · Field: The Weird & Wonderful*

*Tempus fugit.*

Version 2.0 · Offline.Ltd